



DRIVER		RACE	DATE
NAME			
ADDRESS		TRACK	RESULTS
CONTACT		TRACK <input type="checkbox"/> FAST <input type="checkbox"/> TECHICAL <input type="checkbox"/> GRIPPY	QUALIFYING CRONO
CATEGORY		CONDITION <input type="checkbox"/> DRY <input type="checkbox"/> WET	BEST LAPTIME/sec
TEAM		TRACTION <input type="checkbox"/> LO W <input type="checkbox"/> MEDIUM <input type="checkbox"/> HIGH	FINAL POSITION
		TRACK temperature	AIR TEMP ERATURE °F or °C

FRONT TORSION BAR

YES NO TYPE

SPROCKET

FRONT: 10 11 12 REAR: 80 82 84

SEAT SUPPORTS

LEFT: SHORT MEDIUM LONG RIGHT: SHORT MEDIUM LONG

REAR TORSION BAR

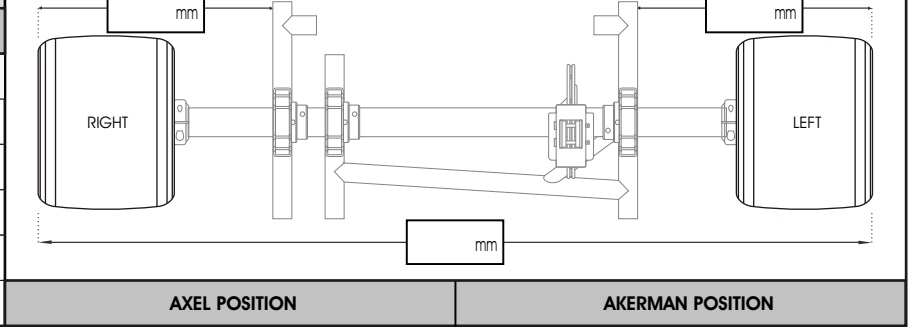
YES NO TYPE

0° 30° 45° 60° 90°

POSITION SETUP

TYRES

BRIDGESTONE	SIZE	TYPE
OTHER		
FRONT / mm		
REAR / mm		
SLICK		
RAIN		



ENGINE

IAME

MODEL

NUMBER

EXHAUST LENGTH / mm

FUEL OIL %

AXEL POSITION

UP DOWN

SOFT MEDIUM HARD

AKERMAN POSITION

+2 +1 0 -1 -2

RPM

RPM CONTROLLER 14.000 15.000 16.000 17.000

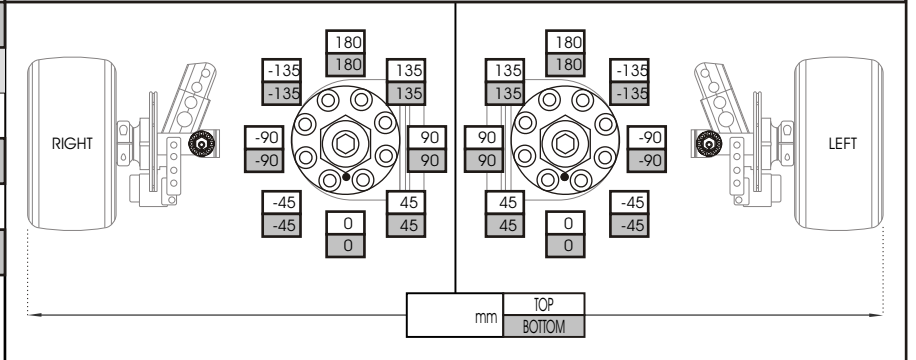
MIN RPM

MAX RPM

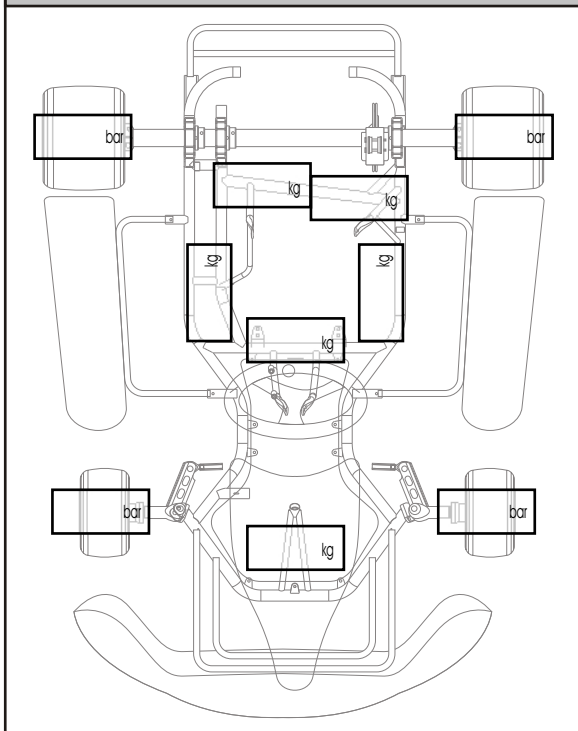
CASTER

BATTERY CHECK

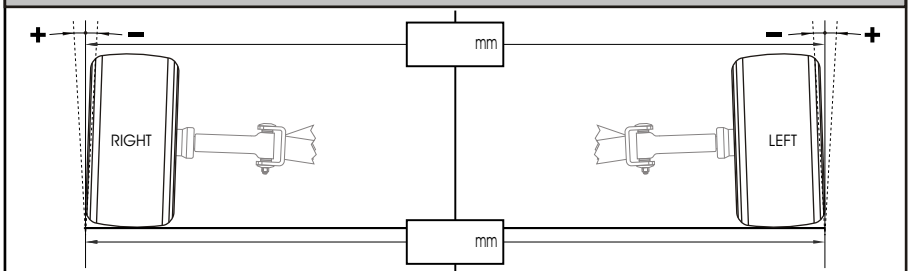
BATTERY / volt 10 12



WEIGHT POSITION and PRESSURE



CAMBER



CONVERGENCE

