

# Indoor Master Mini

...a model of the Parolin line



The all new *Indoor Master* is a leading edge, state of the art vehicle that presents extreme heavy duty rental kart capability, being at the same time fully racing-bred, as all *PAROLIN RACING KART's* products.

Tube cutting and welding are performed using laser technology machines and tube bending with CNC fully automatic machines.

Tube ends are cut by laser prior to welding in order to allow a flawless seam.

Accessories are cut from best aluminum or steel solid pieces with state of the art CNC fully automatized machines and held to tight tolerances.

All these operations are performed within *PAROLIN RACING KART's* facilities.

## Short description

**Fiberglass engine cover (option)**

**Easily to release rear cover locks**

**Rear cover prevents hair, scarves and such from entangling with rotating parts (option)**

**Hydraulic "motorcycle" rear disk brakes. Self adjusting, with two 25 mm pistons. Disk is 180 mm in diameter and 4 mm thick.**

**Easy oil changing through specific purpose hole.**

**Reinforced steering column**

**Extra engine fan protection.**

**Anti slip surface (option) aluminum floor tray**

**Billet sliding aluminum engine mount**

**High impact energy polymer sheet bumpers**

**Longitudinally adjustable (5 positions) plastic seat**

**Heat treated reinforced 180/125 aluminum wheels with triple bead retention system and 17 mm stub pin hole**

**High Fidelity disassemblable and reinforced stub axle, with 4 bearings, 10 mm bolt, and 17 mm pin**

**Extremely solid chassis, made of seamless special Cr Mo steel tubes of 28 mm and 30 mm in diameter. Powder coated in metallic blue, fluo orange, Parolin Red or metallic gray.**

**Reinforced double pedals**

**Upper and lower knuckle support reinforcement.**

**Energy absorbing steering lock.**

**Code: 99KIMM**


[www.parolinracing.com](http://www.parolinracing.com)

## Other unique features



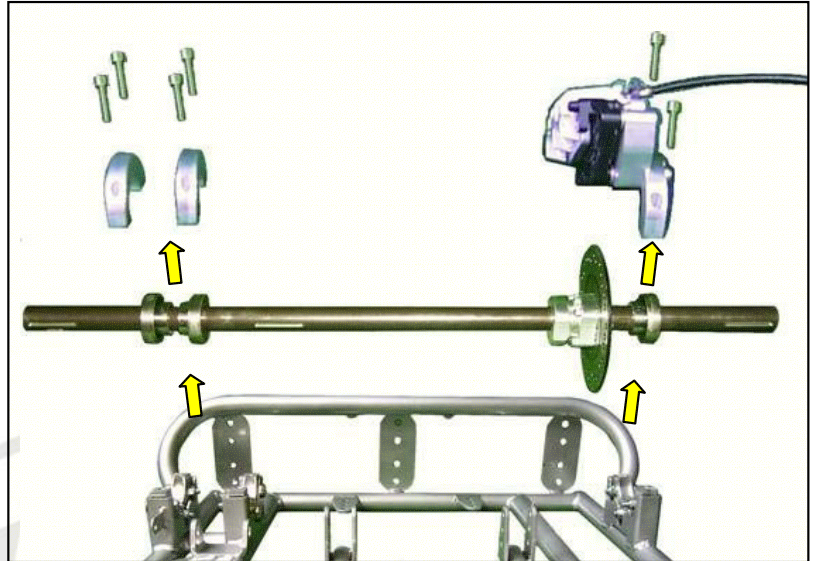
### CPS. Clutch Protection System (option)

This feature avoids the simultaneous use of the gas and brake pedals increasing the clutch's service life.



### Easily removable from the top axle (option)

With only unscrewing six accessible bolts, the axle and rear brake can be removed. This adds to the vehicle's ease of maintenance and repair. Axle is 30 mm in diameter, solid and is supported by three bearings.



### All round Polymer bumpers (option)

The use of a polymer bumper and its low friction coefficient (compared to steel bumpers) allows two vehicles to slide one against each other at the event of collision. It is also lighter and less noisy at collision than its steel counterpart.




### Belt stretcher mount.

Incorporated to the chassis as a standard feature



### Gasoline pump kit mounts

Incorporated to the chassis as a standard feature



### Roll Bar with harness fixing points



### Suitable engines



Honda GX200



FK GX200

[www.parolinracing.com](http://www.parolinracing.com)

<b>Optional features</b>			
<b>Fiberglass Engine cover, for the following engines</b>	<b>Rear axle cover</b>	<b>Belt and pulleys kit</b>	<b>Spoiler and front fending (standard feature)</b>
	Red	Specify n° of teeth	Red
	GX200FK		Black
	Blue	<b>Wheels</b>	Blue
GX200 Honda	Black	180-125mm reinforced and heat treated aluminum with 20 mm bolt	<b>Anti slip surface floor tray</b>
<b>External exhaust pipe kit complete with silencer (located under the rear cover) for the above listed engines</b>	<b>Chain and Sprockets Kit (specify n° of teeth)</b>	<b>VIA RENT or SIAMES Tires</b>	<b>All-round special steel tubes bumper</b>
	Steel chain sprocket, from 29 to 33 teeth, 428	10x3.60-5 / 11x6.00-5	<b>Roll bar</b>
	Steel engine sprocket, from 12 to 15 teeth, 428	10x4.50-5 / 11x7.10-5	<b>Mechanic brakes</b>
	EUROSTAR chain (428 HR)		
	<b>Gasoline pump kit</b>		